

## Sensor/Actuator cable - SAC-17P-MR/ 1,5-35T SH SCO - 1430242

Please be informed that the data shown in this PDF Document is generated from our Online Catalog. Please find the complete data in the user's documentation. Our General Terms of Use for Downloads are valid (<http://phoenixcontact.com/download>)



Sensor/Actuator cable, 17-position, PUR/PVC, Black RAL 9005, shielded, Plug angled M12 SPEEDCON, A-coded, on free cable end, Cable length: 1.5 m

### Product Features

- ✓ Easy and safe: 100% electrically tested plug-in components
- ✓ Save time, thanks to installation with SPEEDCON fast locking system
- ✓ Save space – with high-pos. connectors
- ✓ Reliable signal transmission – 360° shielding in environments with electromagnetic interference



### Key commercial data

Packing unit	1 pc
Weight per Piece (excluding packing)	187.8 GRM
Custom tariff number	85444290
Country of origin	Germany

### Technical data

#### Dimensions

Length of cable	1.5 m
Stripping length of the free conductor end	35 mm

#### Ambient conditions

Ambient temperature (operation)	-25 °C ... 90 °C (Plug / socket)
Degree of protection	IP65
	IP67

#### General

Rated current at 40°C	1.5 A
Rated voltage	30 V

## Sensor/Actuator cable - SAC-17P-MR/ 1,5-35T SH SCO - 1430242

### Technical data

#### General

Number of positions	17
Contact resistance	≤ 5 mΩ
Insulation resistance	≥ 100 MΩ
Coding	A - standard
Standards/regulations	M12 connector IEC 61076-2-101
Status display	No
Protective circuit/component	Unwired
Surge voltage category	II
Pollution degree	3
Torque	0.4 Nm (M12 connector)

#### Material

Inflammability class according to UL 94	V0
Contact material	CuZn
Contact surface material	Ni/Au
Contact carrier material	PA 66
Material of grip body	TPU, hardly inflammable, self-extinguishing
Material, knurls	Zinc die-cast, nickel-plated

#### Cable

Cable type	Black PUR/PVC twisted pair
Cable type (abbreviation)	35T
Cable abbreviation	LSYWC11Y
UL AWM style	20233 / 1061 (80°C/300 V)
Conductor cross section	17x 0.14 mm <sup>2</sup> (signal line)
AWG signal line	26
Conductor structure signal line	18x 0.10 mm
Core diameter including insulation	1 mm ±0.05 mm (signal line)
Wire colors	White-brown, green-yellow, gray-pink, blue-red, black-violet, gray/pink-red/ blue, white/green-brown/green, white/yellow-yellow/brown-white/gray
Overall twist	7 pairs and 1 three-way unit, intertwisted
Shielding	Tinned copper braided shield
Optical shield covering	85 %
External sheath, color	Black RAL 9005
External cable diameter D	9.2 mm ±0.2 mm
Minimum bending radius, fixed installation	5 x D
Minimum bending radius, flexible installation	10 x D
Number of bending cycles	4000000
Bending radius	92 mm

## Sensor/Actuator cable - SAC-17P-MR/ 1,5-35T SH SCO - 1430242

### Technical data

#### Cable

Traversing path	10 m
Traversing rate	3 m/s
Acceleration	10 m/s <sup>2</sup>
Cable weight	105 kg/km
Outer sheath, material	PUR
Material conductor insulation	PVC
Conductor material	Tin-plated Cu litz wires
Insulation resistance	≥ 10 MΩ*km (at 20 °C)
Conductor resistance	142 Ω/km (at 20 °C)
Nominal voltage, cable	42 V AC
Test voltage, cable	1500 V AC
Special properties	Flexible cable conduit capable
Flame resistance	According to DIN EN 60332-1-2
	According to VW-1
Halogen-free	According to EN 50267-2-1
Resistance to oil	in accordance with DIN EN 60811-2-1
Other resistance	hydrolysis and microbe resistant according to EN 50396
Ambient temperature (operation)	-30 °C ... 80 °C (cable, fixed installation)
	-5 °C ... 80 °C (cable, flexible installation)

### Classifications

#### eCl@ss

eCl@ss 4.0	27060306
eCl@ss 4.1	27060306
eCl@ss 5.0	27061801
eCl@ss 5.1	27061801
eCl@ss 6.0	27061801
eCl@ss 7.0	27061801
eCl@ss 8.0	27061801

#### ETIM

ETIM 3.0	EC001855
ETIM 4.0	EC001855
ETIM 5.0	EC001855

#### UNSPSC

UNSPSC 6.01	31251501
-------------	----------

# Sensor/Actuator cable - SAC-17P-MR/ 1,5-35T SH SCO - 1430242

## Classifications

### UNSPSC

UNSPSC 7.0901	31251501
UNSPSC 11	31251501
UNSPSC 12.01	31251501
UNSPSC 13.2	31251501

## Approvals

### Approvals

---

Approvals

GOST

---


Ex Approvals

---

Approvals submitted

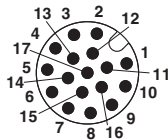
---

### Approval details



## Drawings

Schematic diagram



Pin assignment M12 male connector, 17-pos., male side view

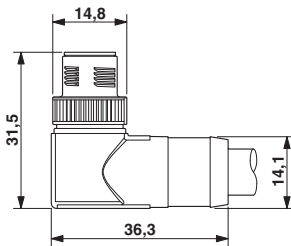
Cable cross section



Black PUR/PVC twisted pair [35T]

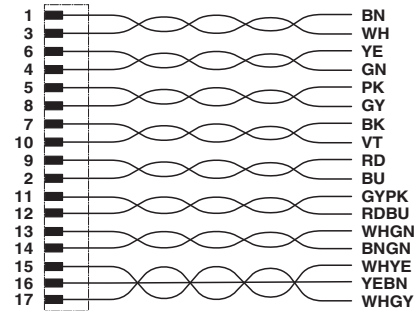
# Sensor/Actuator cable - SAC-17P-MR/ 1,5-35T SH SCO - 1430242

Dimensioned drawing



Plug M12 SPEEDCON, angled, shielded

Circuit diagram



Contact assignment of the M12 plug